

Little House By Andre

Customer Name \_\_\_\_\_

Colchester, VT 05446

Address \_\_\_\_\_

802 878 8733

City \_\_\_\_\_

Shed # \_\_\_\_\_

Phone (\_\_\_\_) \_\_\_\_\_ - \_\_\_\_\_

Cell (\_\_\_\_) \_\_\_\_\_ - \_\_\_\_\_

Size \_\_\_\_\_





Date \_\_\_\_ / \_\_\_\_ / \_\_\_\_

Invoice # \_\_\_\_\_

Load the shed \_\_\_\_\_

Kit Duratemp Vinyl LP Smart Panel LP Lap Siding Rough Sawn Lap Board & Batten Tongue & Groove

<u>MODEL</u>	<u>FLOOR</u>	<u>VENTS</u>	<u>RAMPS 3'6" 4'8"</u>	<u>WINDOWS</u>	<u>PANEL DOORS</u>
Mini Barn High Barn	Double Floor	8x16 8x8	3' 4' 5' 6' 7' 8' 9'	No Windows	T-hinge Pre-hung
Workshop High Shop	P-T joists PT Floor	12x12 12x18	<u>OPTIONS</u>	White or Brown	Fiberglass Door
Carriage High Carriage	2x4's 2x6's	Rapid Ridge Vent	Workbench _____ ft	18x27 18x36	Door Color _____
Garage (shop or high barn)	12" OC Joists	<u>ROOF</u>	Loft _____ ft	24x27 24x36	4-lite 9-lite 11-lite 15-lite
Cape Cod (7' wall)	Diamond Plate Sill	1/2 Plywood	Partition Partition to Ceiling	30x36 Recessed	<u>WOOD DOORS</u>
Cabana (7' wall hip roof)	<u>GARAGE DOOR</u>	Tech-Shield	Cupola Cupola w/ Glass	<u>PIC FRAMES</u>	Door Size _____
Run in Shed	Raised Panel / Homestead	Gable Overhang 1 or 2	Cupola Hole	Straight or Curved	Door Color _____
Hampton Dormer _____'	Wh't / Almond / Sandstone	Roof Pitch _____	Weather Vane _____	2.5" or 3.5"	Door Trim Color _____
Lean To	Dk. Brown / Red / Black	Paint Rake & Fascia	Electric Package	Color _____	O/S Door Trim Color _____
Budget Shed	Glass in Garage Door	Color _____	Miratec Corners 2.5" or 3.5"	Window Boxes	Straight or Curved Door Trim
Designer Shed (High wall)			Color _____	Color _____	2.5" or 3.5"

<u>PAINT</u>	<u>TRIM</u>	<u>SHUTTERS</u>	<u>VINYL</u> Profile	<u>TRIM</u> (vinyl)	<u>SHUTTERS</u>	<u>ROOF / SHINGLES</u>	GAF architectural
Custom	Custom	No Shutters	White D4D / D4	White Dark Gray	Z Style or Classic Wide		
White	White	White	Linen 	Linen Dark Green	Raised Panel or Louver		Decorative Hinges
Navajo	Navajo	Navajo	Ivory 	Ivory Dark Brown		<u>ROOF / SHINGLES</u>	Tar paper
Beige	Beige	Beige	Almond 	Almond Black		Weathered Wood	
Tan	Tan	Tan	Clay 	Clay		Williamsburg Slate	Blue
Clay	Clay	Clay	Prairie Wheat	Prairie Wheat		Charcoal	Red
Blue	Blue	Blue	Sandstone	Sandstone		Pewter Gray	Green
Light Gray	Light Gray	Light Gray	Heritage Gray	Heritage Gray		Barkwood	Shakewood
Dark Gray	Dark Gray	Dark Gray	Blue	Blue		Fox Hollow Gray	Hickory
Light Brown	Light Brown	Light Brown	Sage	Red		Metal Roof (specify color)	
Dark Brown	Dark Brown	Dark Brown					
Light Green	Light Green	Light Green					
Hunter Green	Hunter Green	Hunter Green					
Red	Red	Red					
Black	Black	Black					
	Navy Blue	Navy Blue					
		Burgundy (Vinyl only)					

Coating for rough sawn or pine sheds

\_\_\_\_\_

\_\_\_\_\_

\_\_\_\_\_

\_\_\_\_\_

\_\_\_\_\_

\_\_\_\_\_

\_\_\_\_\_